



Microsoft Bluetooth Drivers and TDK Systems Hardware

 Notes on using the Microsoft drivers and changing the Bluetooth drivers. 

Tip: Either view this help document on a full screen or print for easy reading.

Contents

 [How to Change From Using the Installed Microsoft Bluetooth Drivers to Using the Installed TDK Software.](#)

March 2003.

 [Total Removal of the Microsoft Bluetooth Drivers.](#)

How to Change From Using the Installed Microsoft Bluetooth Drivers to Using the Installed TDK Software.

For this change to work you need to have the TDK Bluetooth software version 1.3.2.7 or better installed.

First go to your **Control Panel** and select **System**. Then choose the **Hardware** tab and select the **Device Manager**. Under the section called **Bluetooth Radios** you will see the **TDK Bluetooth USB Adapter** listed.



*Device Manager showing the **TDK Bluetooth USB Adapter** listed under **Bluetooth Radios***

Right click on the **TDK Bluetooth USB Adapter** and choose **Update Driver...**

Choose **Install from a list or specific location (Advanced)**. Click **Next**.

Select **Don't Search. I will choose the driver to install**. Click **Next >**.

Click on **Have Disk...**

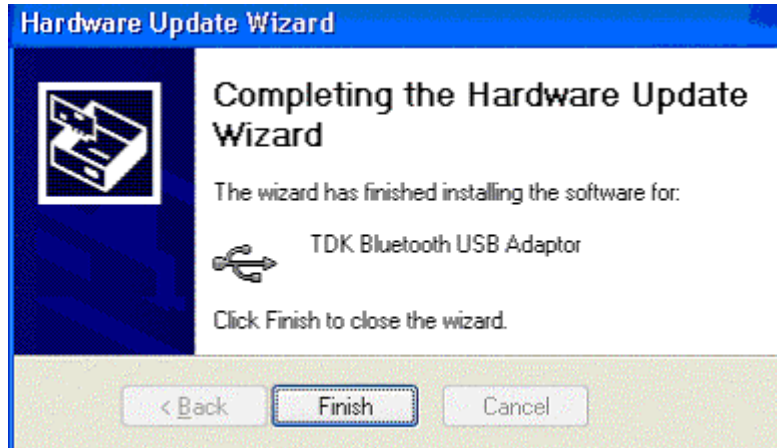
In the box entitled **Copy manufacturer's files from:** enter **C:\Program Files\TDK Systems\Bluetooth Software\bin** or the appropriate folder where you installed the TDK Bluetooth software.

Click **Browse** to locate the **..\Bluetooth Software\bin** folder if you have problems.

Click **OK**.

Under the **Model** options on the **Hardware Update Wizard** dialog highlight the **TDK Bluetooth Adaptor** device and click **Next >**.

If you see a Hardware Installation warning dialog click **Continue Anyway**. Once the driver update has been completed you will come to the final dialog box.



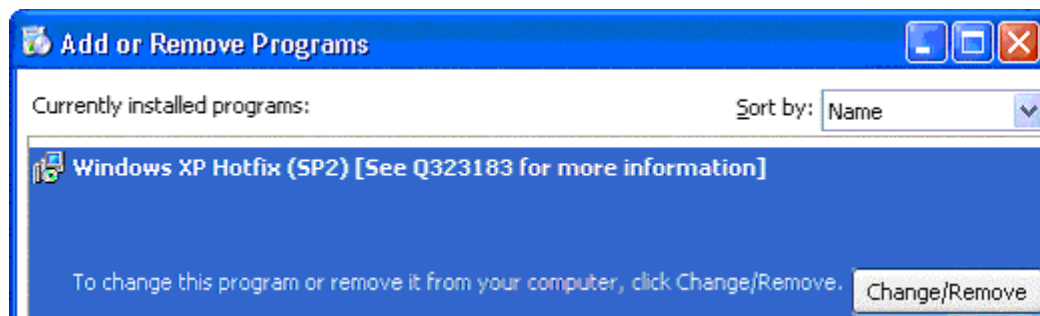
Click **Finish** and the **TDK Bluetooth USB Adaptor** will use the TDK Bluetooth drivers.

Click **Finish** and the **TDK Bluetooth USB Adaptor** will use the Bluetooth drivers from TDK once more.

Total Removal of the Microsoft Bluetooth Drivers.

It is safe to leave the Microsoft Bluetooth drivers installed on your system at the same time as the TDK Bluetooth drivers. You do not need to remove them.

There is an option in the **Add or remove Programs** under the Windows XP **Control Panel** which lets you remove the **Windows XP Hotfix (SP2)[Q323183]**.



Total removal of Microsoft's Bluetooth software is achieved in the Windows XP Control Panel .

Please Note: Removal of the **Windows XP Hotfix (SP2)[Q323183]** may result in your system becoming unstable.

Please contact Microsoft or your system administrator for advice on resolving any problems encountered after uninstalling this Hotfix.

For more information on the Hotfix [Q323183](#) go to the [Microsoft Web site](#).

Copyright © 2003. TDK Systems Europe Ltd.
--